

# Who God Is

1 - 1







## Note to Parents


Thank you for becoming actively involved in your child's development. The Bible tells us that "Jesus grew in wisdom and stature, and in favor with God and men" (Luke 2:52). All children need to develop mentally, physically, spiritually, and socially. This course has been specifically designed to help your child grow spiritually.

This course may be used in various ways: through a school, a church, or your home. You yourself may choose to help your child complete some parts of the study guide such as the homework from the group he or she is attending. In that case, you as a parent will have the opportunity to discuss the Biblical principles which will be brought out in the group. You may have chosen to use these materials in your own home as a devotional guide for your family. The Instructor's Guide will help you with many ideas for the lesson and with answers to the Study Guide activities.


At the end of this unit there will be a test and a questionnaire which the student should complete. Both of these will help you evaluate comprehension and attitude regarding the materials used and the teaching method. If your child is in a class or church group, the leader will collect these two items. If your child is studying independently or with you as an instructor, the test and questionnaire may be sent by mail to the International Office of ICI University. The address is located inside the front cover of the Study Guide.

Draw a line from the number to what God made on that day.

1




2




3



4




5




6


**Circle the items God created. Mark an X on the items God did not create.**




**parrot**




**train**




**rose**



**house**



**sun**




**boy**

# Hidden Picture

Find 5 birds God made, and circle them




**Connect the dots to see what God made**




**Draw a picture of what God stopped sending.**



**Help Elijah find his way to the stream Kerith.**




**Color all the areas with an X to see how God sent Elijah food.**



**Circle the kinds of needs God can meet.**



**food**



**pet animal**



**clothing**



**doll**



**faucet with running water**



**beach ball**

Match the father with his child.




boy




tadpole




lion cub



frog




lion







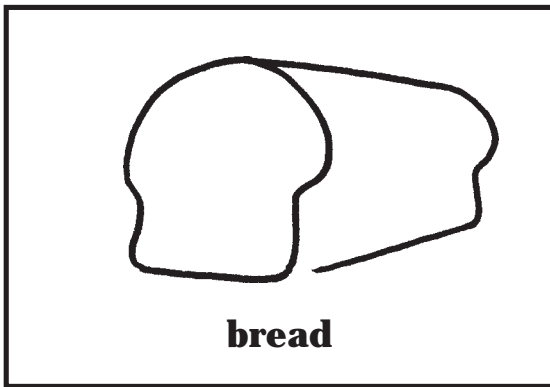
man

# Hidden picture


Find 5 hearts that show how a father feels about his son.



**Draw an X through the items a father would NOT give his son if he asked for what was in the box.**




**Complete the crossword puzzle with words from the Bible story.**



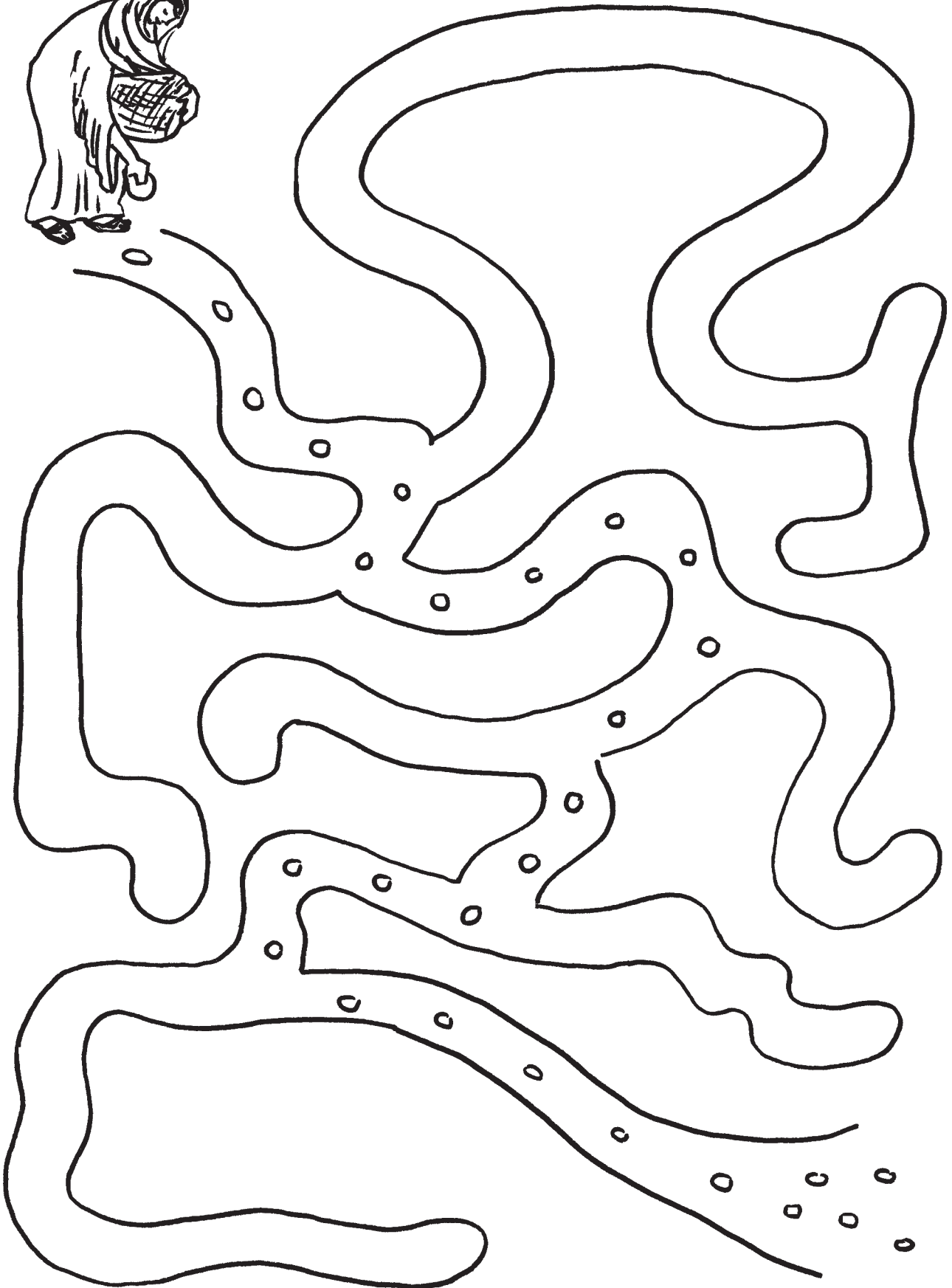
**Across**



**Down**

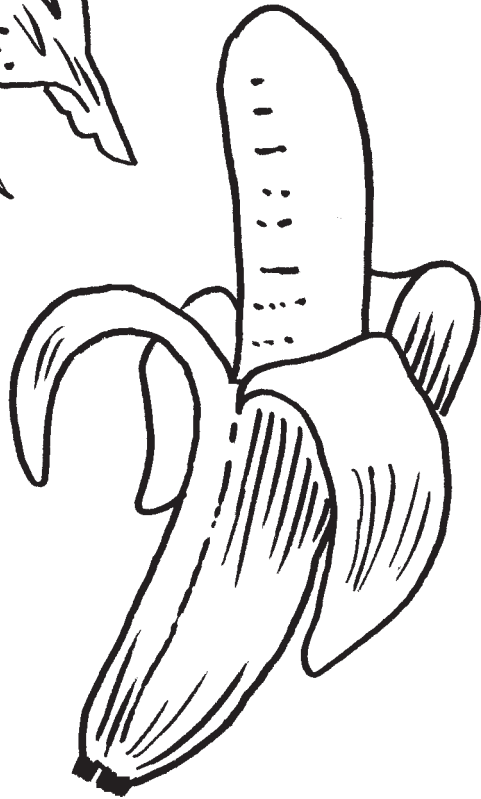
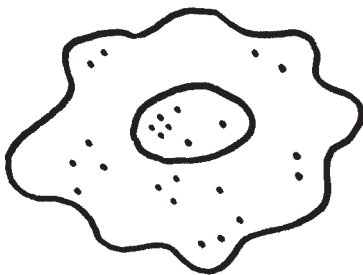





**Follow the trail to the manna.**







**Circle the foods the people of Israel ate.**

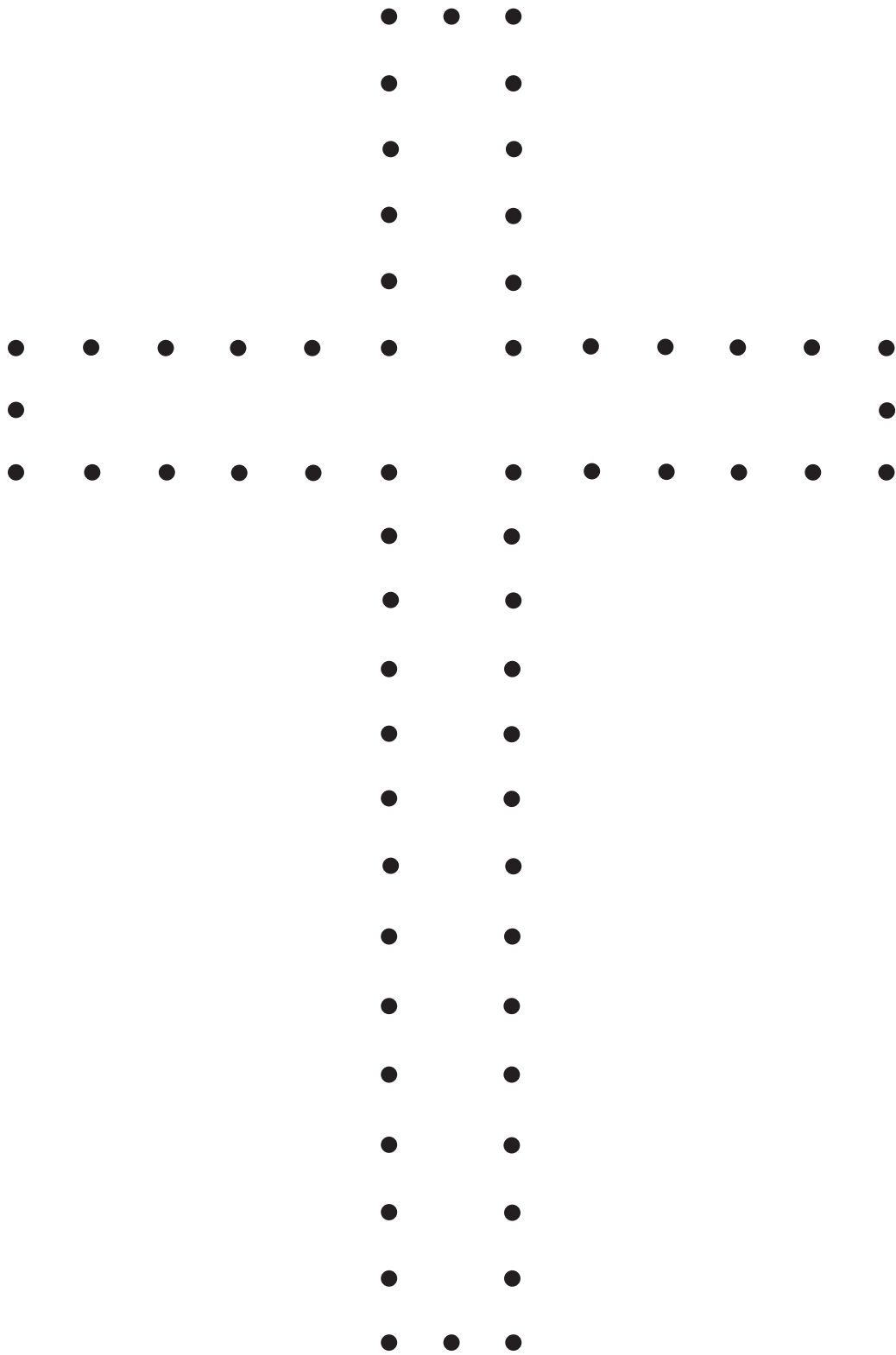


**Color with red the birds that are true. Color with blue the birds that are false.**



**Draw pictures of 2 ways God takes care of you.**

**Connect the dots to see how Jesus died.**



**Draw a picture of whom Jesus died for.**

**Me!**

**Draw an X beside the true statements.**

**\_\_ Jesus is God's Son.**

**\_\_ Jesus got sick and died.**

**\_\_ God sent His Son.**

**\_\_ Jesus died on the cross.**

**\_\_ God loves me.**

**\_\_ Only bad people sin.**

**\_\_ Jesus is alive.**

Use the code below to write an important message.

